

SPECIFICATION FOR APPROVAL

承 认 书

CUSTOMER

NUMBER

客户名称:

编 号: 标准系列

DESCRIPTION

QUANTITY

品 名: 贴片电感

数 量: 10PCS

PART NO.

DATE

型 号: 一体成型系列 (羰基不锈钢粉)

日 期: 2019/11/19

CUSTOMER PART NO.

NOTE

客户料号:

注 解:

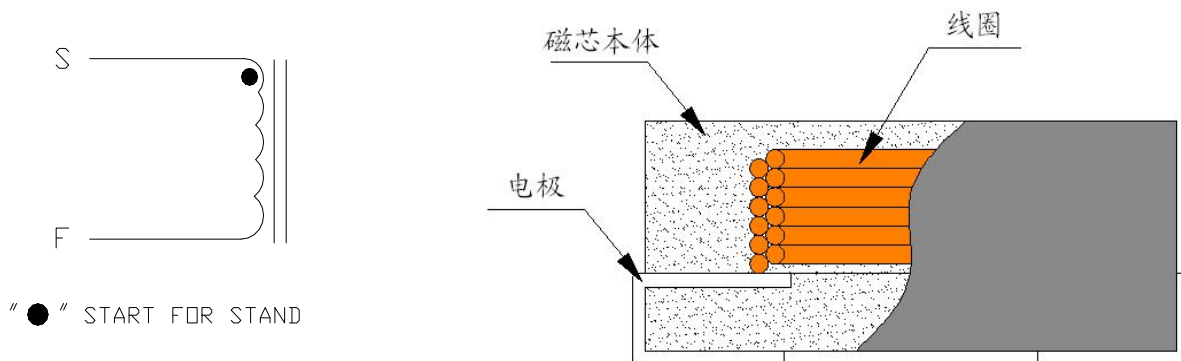
APPROVAL SIGNATURE 客户承认盖章

APPROVED BY 核 准	Q. C. DEPT. 品 管	CHECKED BY 核 查	DRAWN BY 制 作

产品外观 Product appearance:



原理图 Schematic Diagram:



产品识别 PRODUCT IDENTIFICATION:

S H C

↓

S: SMD
H: High
C: Choke

0402

↓

外形尺寸:
4.06*4.49*2.0mm

TF

↓

H: 合金粉
T: 羰基铁粉
TF: 羰基不锈钢粉
Y: 压边, 无Y为平面
无字母: 还原铁粉

1R0

↓

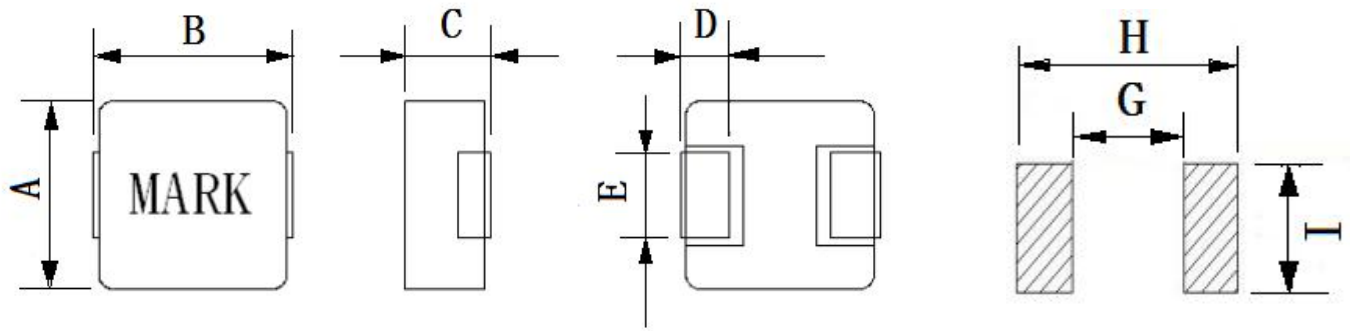
电感量:
1R0: 1.0UH
220: 22UH
221: 220UH

M

↓

M: ±20%
N: ±30%

产品系列 PRODUCT SERIES



Part No.	A	B	C(Max.)	D	E	G(Ref.)	H(Ref.)	I(Ref.)
SHC0402TF	4.06±0.3	4.49±0.4	2.00	1.1±0.3	2.0±0.3	1.75	4.75	2.50
SHC0603TF	6.6±0.2	7.4 Max.	3.00	1.6±0.3	3.0±0.2	2.50	7.50	3.50

特性参数 Characteristic Data:

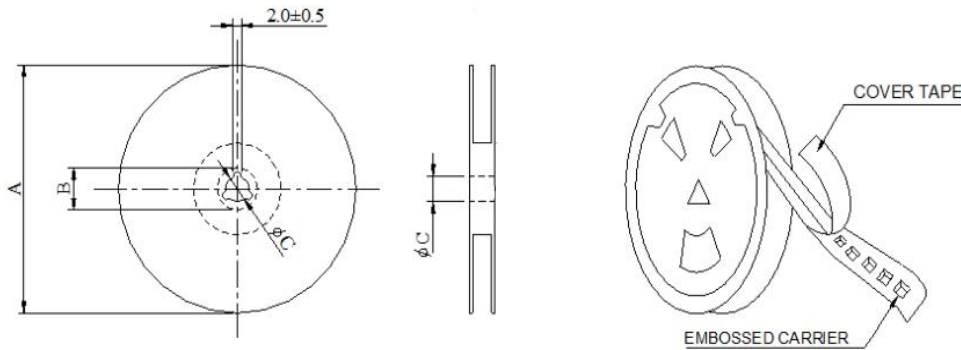
产品料号 Part NO.	L0 (μH) @100kHz /1.0V	直流电阻 DCR (mΩ)		额定电流 I _{rms} (A)	饱和电流 I _{sat} (A)
		Typ.	Max.	Typ.	Typ.
SHC0402TF-R22M	0.22	4.50	5.40	10.00	18.00
SHC0402TF-R33M	0.33	10.00	12.00	8.00	14.00
SHC0402TF-R47M	0.47	13.40	16.00	7.00	13.00
SHC0402TF-R56M	0.56	17.00	20.00	6.00	11.00
SHC0402TF-R68M	0.68	18.00	22.00	5.50	10.00
SHC0402TF-1R0M	1.00	25.00	30.00	5.00	9.00
SHC0402TF-1R5M	1.50	35.00	42.00	4.50	8.00
SHC0402TF-2R2M	2.20	53.00	64.00	3.00	6.00
SHC0402TF-3R3M	3.30	67.00	80.00	2.50	5.00
SHC0402TF-4R7M	4.70	115.00	150.00	2.20	4.50
SHC0402TF-6R8M	6.80	161.00	193.00	2.00	3.50
SHC0402TF-100M	10.00	264.00	317.00	1.50	3.00
产品料号 Part NO.	L0 (μH) @100kHz /1.0V	直流电阻 DCR (mΩ)		额定电流 I _{rms} (A)	饱和电流 I _{sat} (A)
		Typ.	Max.	Typ.	Typ.
SHC0603TF-R10M	0.10	1.50	1.70	32.50	60.00
SHC0603TF-R56M	0.56	5.00	6.00	15.00	25.00
SHC0603TF-R82M	0.82	8.50	10.00	12.00	20.00
SHC0603TF-1R0M	1.00	8.50	10.00	11.00	20.00
SHC0603TF-1R5M	1.50	10.00	15.00	9.00	18.00
SHC0603TF-2R2M	2.20	14.00	17.00	6.00	12.00
SHC0603TF-3R3M	3.30	22.00	26.50	6.00	11.00
SHC0603TF-4R7M	4.70	35.00	42.00	5.00	9.00
SHC0603TF-6R8M	5.60	47.00	60.00	4.50	8.00
SHC0603TF-8R2M	6.80	61.00	73.00	4.50	7.50
SHC0603TF-100M	10.00	78.00	94.00	4.00	7.00

测试项目 TEST ITEMS	规格要求 SPECIFICATIONS	测试条件/测试方法 TEST CONDITIONS / TEST METHODS
电气特性测试ELECTRICAL PERFORMANCE TEST		
电感量 (L)	参照特性参数表 REFER TO STANDARD ELECTRICAL CHARACTERISTIC LIST.	MICROTEST6377
直流电阻 (DCR)		TH2511
额定电流 (IDC)		加载电流后, 电感量下降不超过30%, 或温升不超过40°C APPLIED THE CURRENT TO COILS THE INDUCTANCE CHANGE SHOULD BE LESS THAN 30% TO INITIAL VALUE AND TEMPERATURE RISE SHOULD NOT BE 40°C TYPICAL
温升测试 TEMPERATURE RISE TEST	温升不超过40°C	加载额定电流, 保持4小时 APPLIED THE ALLOWED DC CURRENT FOR 4 HOURS.
过载测试 OVER LOAD TEST	没有明显的电气损坏 NO EVIDENCE OF ELECTRICAL DAMAGE	加载1.5倍额定电流, 保持5分钟 APPLIED 1.5 TIMES OF RATED ALLOWED DC CURRENT TO INDUCTORS FOR A PERIOD OF 5 MINUTES.
机械特性测试MECHANICAL PERFORMANCE TEST		
耐焊性 SOLDER HEAT RESISTANCE	电感器无外观和电气特性损伤 INDUCTORS SHOULD HAVE NO EVIDENCE OF ELECTRICAL AND MICHANICAL DAMAGE 电感量变化不超过10% INDUCTANCE SHOULD NOT HANGE MORE THAN ±10%	预热: 150°C 100s Max. 焊锡温度SOLDER TEMPERATURE: 255±5°C DIP TIME:10s Max.
振动测试 VIBRATION TEST		振幅: 1.5 mm 频率: 10-55-10HZ / 1 MIN 方向: X, Y, Z 时间: 2 HRS/X, Y, Z
冲击测试 SHOCK TEST		待测品从距离地面1米高自由跌落至3厘米后的木板上, 10次INDUCTORS SHOULD BE DROPPED 10 TIMES FROM A HEIGHT OF 1m ONTO 3cm WOODEN BOARD.
可焊性测试 SOLDERABILITY TEST		超过90%的电极被锡覆盖 MORE THAN 90% OF TERMINAL ELECTRODE SHOULD BE COVERED WITH SOLDER. 预热: 150°C 120s 焊接温度: 255±5°C 时间:10s Max.

环境测试 CLIMATIC TEST

温度特性 TEMPERATURE CHARACTERISTIC	无外观破损 APPEARANCE: NO DAMAGE 电感量变化不超过10% INDUCTANCE: WITHIN $\pm 10\%$ OF INITIAL VALUE.	-45°C ~ +125°C
湿度测试 HUMIDITY TEST		60°C $\pm 2^\circ\text{C}$ / 96 ± 2 小时 R. H: 90-95%RH
低温储存 LOW TEMPERATURE STORAGE		-45°C $\pm 2^\circ\text{C}$ / 24小时 室温静置1小时后测试 Test at room temperature for 1 hour
冷热冲击测试 THERMAL SHOCK TEST		-45 $\pm 2^\circ\text{C}$ 30分钟, +125 $\pm 2^\circ\text{C}$ 30分钟 100次循环 静置2小时后测试
高温储存 HIGH TEMPERATURE STORAGE		125°C $\pm 2^\circ\text{C}$ / 24小时 室温静置1小时后测试 Test at room temperature for 1 hour

包装方式 PACKAGE TYPE:



DIMENSIONS (m/m)	
A	330
B	21 ± 0.8
C	13 ± 0.5

TYPE	SHC0402TF	SHC0603TF
Quantity (pcs)	3000	1500

材料: 透明载带, 透明冷封上带

