

# SPECIFICATION FOR APPROVAL

## 承认书

CUSTOMER

客户名称:

NUMBER

编号:

DESCRIPTION

品名: 贴片共模滤波器

QUANTITY

数量:

PART NO.

型号: BCDCM7060-2-701TA

DATE

日期:

CUSTOMER PART NO.

客户料号:

NOTE

注解:

APPROVAL SIGNATURE 客户承认签章

APPROVED BY 核准	Q. C. DEPT. 品管	CHECKED BY 核查	DRAWN BY 制作

# BCDCM7060-2-701TA

## DC COMMON MODE FILTER

### FEATURES

- A chip-type common mode filter for large current applications. Common mode impedance surpasses 500Ω at 100MHz. Noise is greatly suppressed.
- Capable of handling the highest current (up to 4.2A) of any chip-type common mode filter.
- Height and size have been considered, resulting in a compact and light-weight choke coil. Applicable for the miniaturization required to reduce the size and weight of portable equipment.
- The products contain no lead and also support lead-free soldering.
- The product does not contain regulated substances that are slated to be included in ROHS.



### APPLICATIONS

Used for power line noise suppression for any electronic devices  
Used to counter adapter/battery line noise for relatively large electronic devices such as notebook PCs, stand-alone word processors, etc

### TEMPERATURE RANGES

Operating	-40to+125°C
Storage (After mount)	-40to+125°C

### Part Number System

BCDCM 7060 -2 -701 T A  
① ② ③ ④ ⑤ ⑥

- ① Type:BCDCM
- ② External Dimensions(L×W) (mm):7.0\*6.0
- ③ Number of Lines: 2
- ④ Impedance:701=700Ω
- ⑤ Packing:Tape & Reel
- ⑥ Management Symbol:A

### ELECTRICAL CHARACTERISTICS

Part No.	Impedance (Ω) [at 100MHz]		DC resistance	Rated current	Insulation resistance
	min	typ	(mΩ) max [1 line]	ldc (A) max	(MΩ) min
BCDCM7060-2-701TA	500	700	14	4.2	10

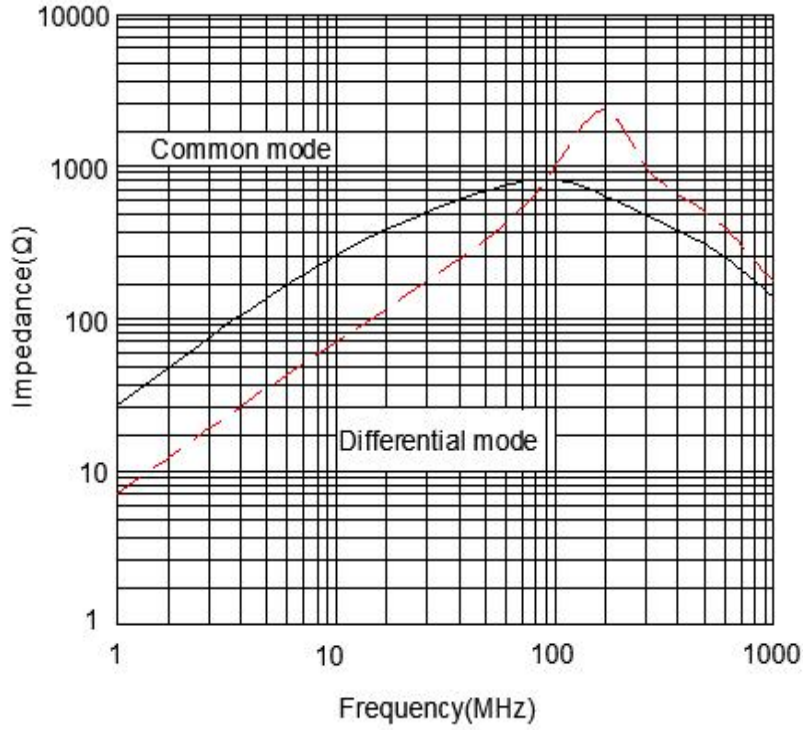
# BCDCM7060-2-701TA

## DC COMMON MODE FILTER

### TYPICAL ELECTRICAL CHARACTERISTICS

### IMPEDANCE vs. FREQUENCY CHARACTERISTICS

BCDCM7060-2-701TA

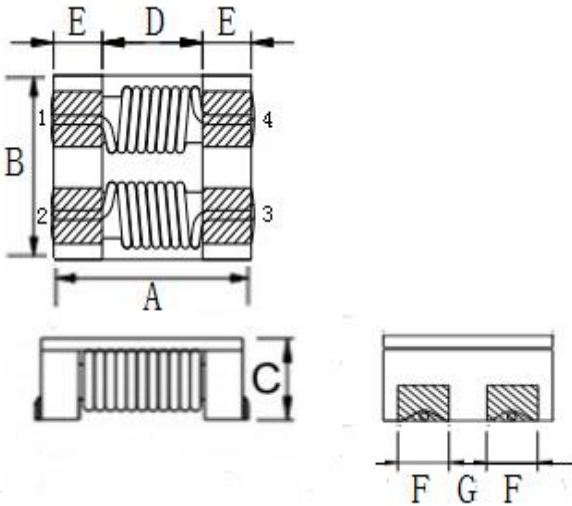


# BCDCM7060-2-701TA

## DC COMMON MODE FILTER

SHAPES AND DIMENSIONS/CIRCUIT DIAGRAM/RECOMMENDED  
PC BOARD PATTERN (REFLOW SOLDERING)

◆ Dimensions (mm)



UNIT: mm

A:  $7.0 \pm 0.3$

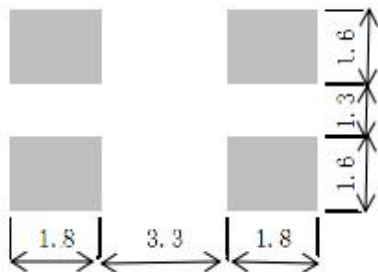
B:  $6.0 \pm 0.3$

C: 3.8 (MAX)

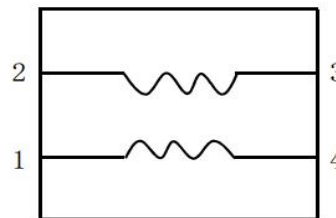
D: 3.5 E: 1.7

F: 1.5 G: 1.5

◆ Land Pattern (mm)



◆ Schematics (Bottom)

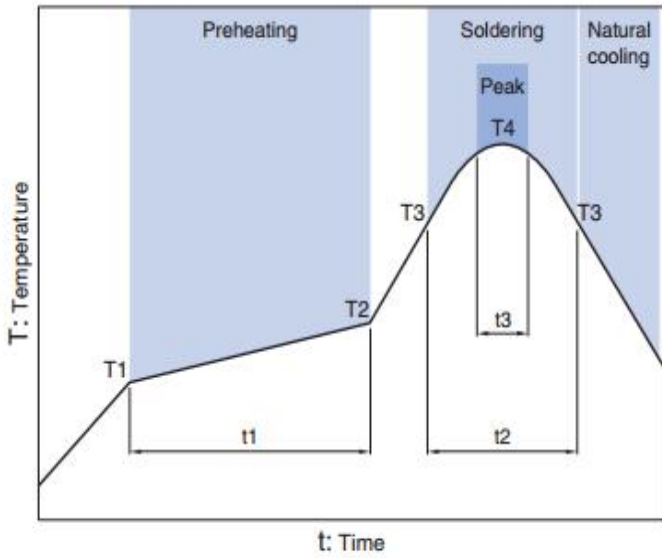


No polarity

# BCDCM7060-2-701TA

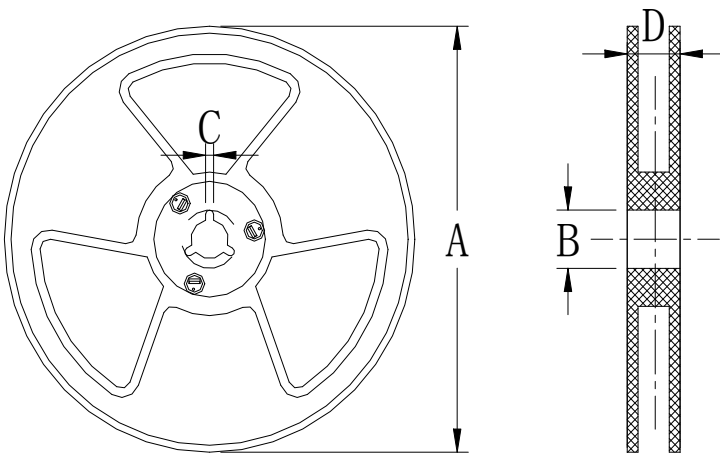
## DC COMMON MODE FILTER

### Recommended Reflow Temperature Curve



Preheating			Soldering		Peak	
Temp.	Temp.	Time	Temp.	Time	Temp.	Time
T1	T2	t1	T3	t2	T4	t3
150°C	180°C	60 to 120s	230°C	10 to 30s	245°C	5s

Package  
size (mm)



size \ Specs	13"	7"
A	$\Phi 330 \pm 2.0$	$\Phi 178 \pm 2.0$
B	$\Phi 90 \pm 2.0$	
C	2.3	
D	21.5	